

FIRST STEPS TO GREEN COMPETITIVENESS GUIDEBOOK



Table of Contents

1.0	Introduction	5
2.0	Environmental Policy Statement.....	6
3.0	Environmental Management Programme	9
4.0	Water and Wastewater EcoMap	10
5.0	Air, Noise, Dust EcoMap	12
6.0	Wastes EcoMap	14
7.0	Storage EcoMap	16
8.0	Energy EcoMap.....	18
9.0	Summary Report	20
10.0	Record of Savings	20
11.0	MICRO Environmental Report & Declaration	21
12.0	Competitiveness Offers	23

1.0 Introduction

Enterprise Ireland's core mission is to work in partnership with its client companies to develop a sustainable competitive advantage leading to a significant increase in profitable sales, exports and employment. There is increasing recognition that good environmental performance makes good business sense. In the current economic climate, companies are adopting greener strategies in areas such as, resource efficiency (energy, waste and water) and reduction in carbon footprint, which will impact current performance and provide improved efficiencies.

Many companies find it difficult to incorporate environmental improvements into the day to day running of their businesses. However, it is possible for a business to put a simplified environmental management system in place thereby introducing better environmental performance without requiring a major commitment in time and resources. When such a system is in place, its practices become second nature and can be developed over time to a more sophisticated level.

The system outlined in this guidebook includes templates for the installation of an **Environmental Policy Statement** and provides a foundation for the basic management of a business's environmental impacts. The policy statement demonstrates that good environmental practice is in place throughout the business. The management system will lead to an increased level of environmental awareness in relation to regulatory requirements and performance. An increased environmental performance will help a business achieve improved competitive advantage through greater resource efficiency (energy/water/waste costs), compliance requirements and a greater market share through enhanced environmental/green credentials in an ever-changing and competitive business environment.

Ecomaps are reproduced by kind permission of Heinz Werner Engel.

2.0 Environmental Policy Statement

An Environmental Policy Statement is a document that sets out a company's commitment to managing its environmental impacts. It indicates its commitment to comply with environmental regulations. In addition, where its business operation impacts on the environment, in areas such as, waste, water use, effluent, air, energy and noise, it will endeavour to manage those impacts in the best possible way. The statement should indicate that the company communicates its Environmental Policy, as appropriate, with relevant stakeholders such as, the EPA, local authorities, local communities and customers. It should also aim to communicate that staff have been adequately trained in awareness of the company's Environmental Policy and that the company is striving towards continual improvement with regard to environmental issues.

A statement can also include sector specific information regarding reduction of carbon footprint, reduced packaging, reduced transportation, use of hazardous chemicals or use of sustainable raw materials.

A typical example statement follows, showing how it is laid out, on company headed paper and signed off by the Managing Director. This indicates senior management commitment to the process.

This is a generic example and can be modified to suit a company's needs. However, as a minimum, the statement should refer to the areas covered in the first section in black type (A). The second part, in italic type (B), gives optional statements which may be included/omitted, as appropriate.

Example : **Environmental Policy Statement**

ACME ENTERPRISES

(A)

Acme Enterprises (change to company name) is aware that its business activities impact upon the environment and is committed to ensuring these activities have the least possible detrimental effect.

We are committed to:

- Complying fully with all relevant legal requirements, codes of practice and regulations.
- Assessing the environmental impacts of our operations, continuously seeking to reduce pollution and improving our resource efficiency through reduction of energy use and waste.
- Promoting environmental and energy awareness in our employees through participation and training.
- Working with our customers to make more environmentally sensitive choices.
- Monitoring our progress to ensure ongoing improvements in our environmental performance.
- Communicate this policy to stakeholders and the public and work with our neighbours to reduce the visual impact of our operations.

These commitments will be carried out in line with our environmental policy

J. Jones
Managing Director

(B)

Other specific issues related to your company can be included, such as:

Energy

- *Reducing our carbon footprint as part of a carbon management strategy.*
- *Optimise energy efficiency and conservation in all operations.*
- *Controlling and managing energy efficiency in our business and promoting energy efficiency.*
- *Reducing the impact of transportation of our goods.*

Waste

- *Actively promote reuse and recycling both internally and amongst our suppliers and customers.*
- *Minimising waste generation by applying reuse and recycle options where possible.*
- *Minimise waste generation and unnecessary resource usage during the stages of planning, design, commissioning and operation of new and existing processes, plant and equipment.*
- *Reducing packaging on all our products where feasible.*

Continuous Improvement

- *Setting specific improvement targets, monitoring progress and communicating results internally.*
- *Continual improvement through the development of environmental performance evaluation procedures and associated indicators.*
- *Develop specific objectives to continually improve our environmental performance.*
- *Set objectives and targets for continuous improvement. Measure and review our performance regularly and communicate the results.*
- *Continual performance improvement in minimising environmental impacts of our business.*
- *Promoting continuous improvement by setting, monitoring and reviewing our environmental targets and objectives.*

Procurement

- *Choosing suppliers and contractors that adopt best environmental practices and make this the procurement policy of our company.*
- *Purchasing products and services that have the least environmental impact, where this is feasible.*
- *Encouraging suppliers and contractors to implement sustainable environmental systems.*
- *Minimizing the use of hazardous chemicals and solvents.*
- *Using timber from sustainable sources.*

Awareness/Training

- *Encouraging environmental awareness among our employees through appropriate communication and training programmes.*
- *Promoting environmental awareness throughout our business.*
- *Ensure that all employees understand our environmental policy and conform to its standards.*
- *Continuous training of all staff in all environment related issues.*
- *Informing and motivating all of our staff and encouraging them to play an active role in committing to our environmental policy*

3.0 Environmental Management Programme

An Environmental Management Programme is a system which assists companies in managing their environmental impacts. It helps identify areas in the business where savings can be made by addressing resource loss and indicates any issues arising in regard to environmental regulations. The programme is based on a systematic method of recording environmental data called "EcoMaps". These cover various areas of the operation where issues can arise and provide a visual tool which illustrates the contributing sources of the environmental impacts and a record of issues as they arise.

1 Environmental impact areas covered;

- Water/Wastewaters
- Air/Noise/Dusts
- Wastes
- Storage
- Energy

Each EcoMap incorporates a space to provide a visual overview of the business process and a record of relevant data and issue, as they arise. The Eco Map also includes a table where observations from site assessments and relevant information are recorded. A worked example has been added for guidance. Records of water bills, fuel bills, boiler service records, waste collection invoices etc should be filed with the relevant EcoMap.

2 Preventative/Corrective Action Sheet

This is a basic record sheet where issues are recorded together with the person responsible for overseeing correction and the date.

3. Record of Savings

This is record sheet to identify savings made as a result of preventative/corrective actions taken.

4. Micro - Report

This report summarises the findings from the various EcoMaps and Action Sheet.

4.0 Water and Wastewater EcoMap

Draw your site here & highlight areas where there may be problems



WHAT TO LOOK FOR:

- Where is there a high level of water consumption?
- Where are hazardous substances poured into the sewer?
- Possibilities for product substitution
- Possible accidents
- Wastage & bad habits
- Potential for cost savings
- Identify major release of domestic, process cooling water

Problems are always linked to activities

- High pressure cleaning & drains without oil separator – waste water
- Floor cleaning with hoses – excessive water consumption
- Cleaning with detergents – waste water
- Maintenance – blocked pipes



Requires immediate attention



Requires attention



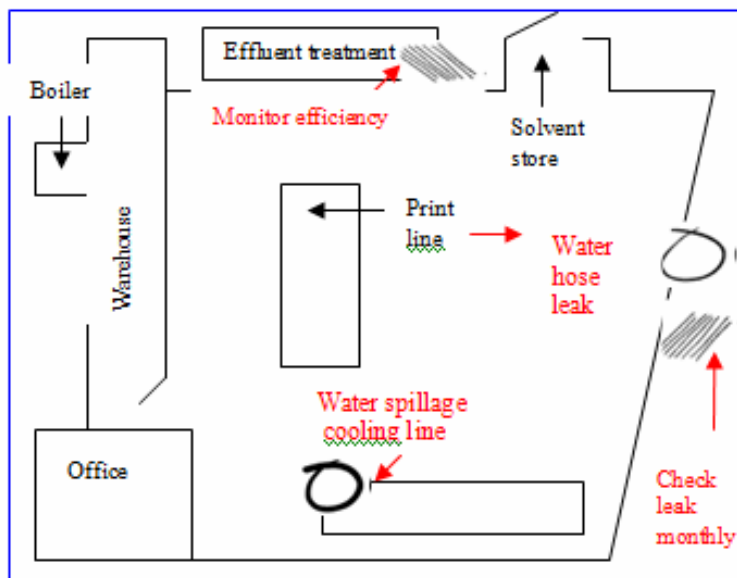
Requires Monitoring

Observe & Locate	Collect information	Evaluate & Estimate	Indicators & Reporting
Areas where harmful liquids are poured	Annual water bills	Wastage	Major source of consumption (% domestic, process, cooling etc.)
Leaks in piping & drainage system	Licence for discharge of wastewater	Activities which require water use	Results of monitoring of discharge
Existing treatment equipment	Licence for pumping of groundwater	Pollutants & impacts	Cost of water consumption (€)
Major areas of consumption (washing machines, cooling water, washdown)	Plan of sewage system	Measurement of discharge (process, domestic)	
	Technical description of effluent treatment from supplier	Proper functioning of water treatment equipment & quantity treated	

©Heinz Werner Engel

Water and Wastewater EcoMap – Example

Draw your site here & highlight areas where there may be problems



WHAT TO LOOK FOR:

- Where is there a high level of water consumption?
- Where are hazardous substances poured into the sewer?
- Possibilities for product substitution
- Possible accidents
- Wastage & bad habits
- Potential for cost savings
- Identify major release of domestic, process cooling water

Problems are always linked to activities


- High pressure cleaning & drains without oil separator – waste water
- Floor cleaning with hoses – excessive water consumption
- Cleaning with detergents – waste water
- Maintenance – blocked pipes

Observe & Locate	Collect Information	Evaluate & Estimate	Indicators & Reporting
Areas where harmful liquids are poured <i>Solvent storage</i>	Annual water bills <i>In file</i>	Wastage <i>Excess washdown not recycled. 400 litres/ day</i>	Major source of consumption (% domestic, process, cooling etc.) <i>Cooling 70%</i>
Leaks in piping & drainage system <i>Water hose at back of plant</i>	Licence for discharge of wastewater <i>In file</i>	Activities which require water use <i>Cooling line Floor wash</i>	Results of monitoring of discharge <i>220m3 p/d</i>
Existing treatment equipment <i>Effluent treatment plant back of plant</i>	Licence for pumping of groundwater <i>In file</i>	Pollutants & impacts	Cost of water consumption (€) <i>1,200</i>
Major areas of consumption (washing machines, cooling water, washdown) <i>Cooling line</i>	Plan of sewage system <i>Settlement tank, pH adjustment</i>	Measurement of discharge (process, domestic)	
	Technical description of effluent treatment from supplier	Proper functioning of water treatment equipment & quantity treated	

©Heinz Werner Engel

5.0 Air, Noise, Dust EcoMap

Draw your site here & highlight areas where there may be problems



WHAT TO LOOK FOR:

- Odours & air quality resulting from company operations
- Do you pay attention to sources of noise, complaints from local residents?
- Are filters replaced regularly?
- When was maintenance work last carried out on your boiler?

Problems are always linked to activities

- Air extraction with old filters – air pollution
- Painting with airgun – noise, odours, VOCs
- High pressure air cleaning – noise, dust
- Painting booths with bad ventilation - VOCs



Requires immediate attention



Requires attention



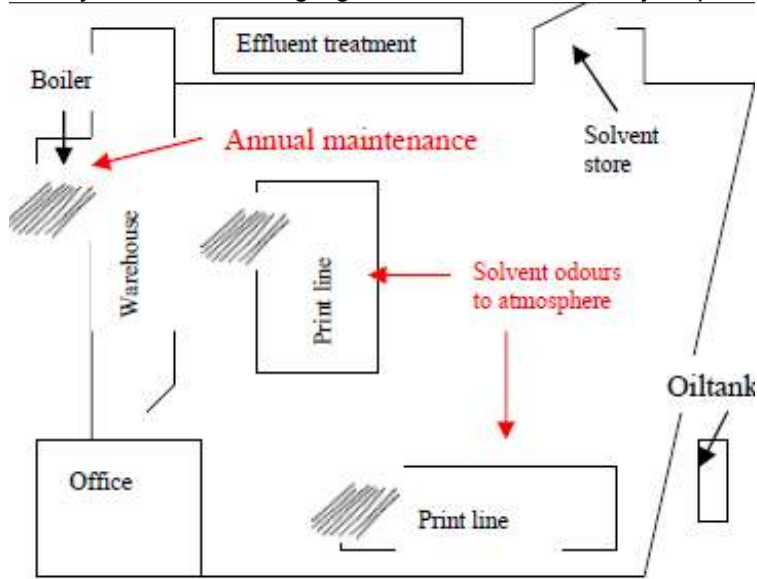
Requires Monitoring

Observe & Locate	Collect Information	Evaluate & Estimate	Indicators & Reporting
Openings in roofs & ventilation	Maintenance records, solvent regulations compliance certificate	Work procedures	Volume of volatile pollutants in litres
Main points of emissions	Technical instruction sheets	Condition of filters & ducts	Noise levels (dB(A)) inside & outside
Filtration system	Product safety sheets	Disturbance & frequency of odours, dust & noise	Frequency of analysis & maintenance
Noise reduction systems	Measurement of air flows, gases etc	Neighbours' complaints re noise, air, dust, odours	Results of monitoring (CO ₂ , NO _x , SO ₂ , VOCs)
	Emission limits		

©Heinz Werner Engel

Air, Noise, Dusts EcoMap – Example

Draw your site here & highlight areas where there may be problems



Requires immediate attention



Requires attention



Requires Monitoring

WHAT TO LOOK FOR:

- What is the air quality inside your company?
- Do you pay attention to sources of noise, complaints from local residents?
- Are filters replaced regularly?
- When was maintenance work last carried out on your boiler?

Problems are always linked to activities

- Air extraction with old filters – air pollution
- Painting with airgun – noise, odours, VOCs
- High pressure air cleaning – noise, dust
- Painting booths with bad ventilation - VOCs

Observe & Locate	Collect Information	Evaluate & Estimate	Indicators & Reporting
Openings in roofs & ventilation <i>Skylights</i>	Maintenance records, solvent regulations compliance certificate <i>In file</i>	Work procedures	Volume of volatile pollutants in litres <i>800</i>
Main points of emissions <i>Boiler stack</i>	Technical instruction sheets	Condition of filters & ducts <i>Annual audit</i>	Noise levels (dB(A)) inside & outside <i>55 dB(A)outside</i>
Filtration system	Product safety sheets <i>In file</i>	Disturbance & frequency of odours, dust & noise	Frequency of analysis & maintenance <i>Annual audit</i>
Noise reduction systems <i>Noise barrier at site boundary</i>	Measurement of air flows, gases etc <i>Annual check</i>	Neighbours' complaints re noise, air, dust, odours <i>2 complaints re noise – barrier put in place 15/3/11</i>	Results of monitoring (CO ₂ , NO _x , SO ₂ , VOCs) <i>In file & on raw materials sheet</i>
	Emission limits <i>None</i>		

6.0 Wastes EcoMap

Draw your site here & highlight areas where there may be problems



WHAT TO LOOK FOR:

- What are the levels of recycling?
- What waste prevention measures have been taken?
- Are your suppliers obliged to take back materials & packaging?
- Are your suppliers members of Repak?

Problems are always linked to activities

- Waste separation – mix of household/non-Hazardous and hazardous waste
- Waste generation during painting – hazardous waste
- Outside waste storage – uncontrolled waste flow
- Product delivery – packaging waste



Requires immediate attention



Requires attention



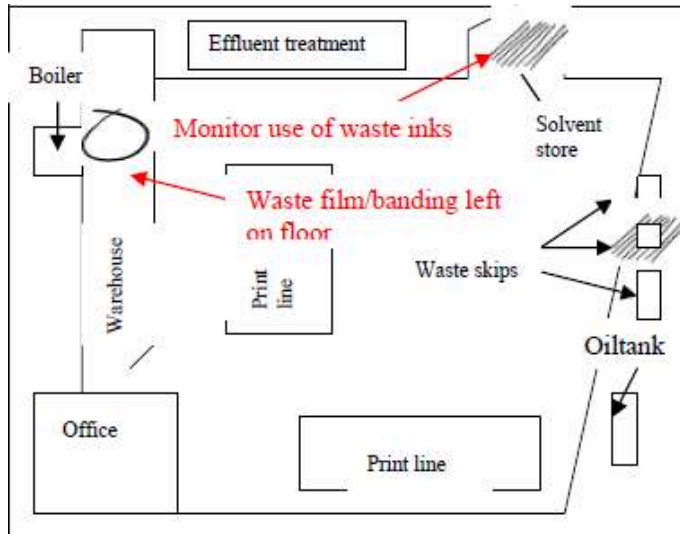
Requires Monitoring

Observe & Locate	Collect Information	Evaluate & Estimate	Indicators & Reporting
Bins & containers	Waste collection permit from waste management company	Level of recycling (%)	Kilos of waste disposed, category/year (paper, plastic, toner, hazardous etc)
Direction of waste flows	Annual bills	Prevention measures	Waste charges per year (€)
Incorrect waste storage areas	Assessment & management	Frequency of waste disposal	Variety of waste streams
Location of waste production & storage		Reuse of waste	

©Heinz Werner Engel

Wastes EcoMap – Example

Draw your site here & highlight areas where there may be problems



Requires immediate attention

Requires attention

Requires Monitoring

WHAT TO LOOK FOR:

- What are the levels of recycling?
- What waste prevention measures have been taken?
- Are your suppliers obliged to take back materials & packaging?
- Are your suppliers members of Repak?

Problems are always linked to activities

- Waste separation – mix of household/non-Hazardous and hazardous waste
- Waste generation during painting – hazardous waste
- Outside waste storage – uncontrolled waste flow
- Product delivery – packaging waste

Observe & Locate	Collect Information	Evaluate & Estimate	Indicators & Reporting
Bins & containers <i>20 x midi skips 30 x 300 litre bins</i>	Waste collection permit from waste management company <i>In file</i>	Level of recycling (%) <i>75%</i>	Kilos of waste disposed, category/year (paper, plastic, toner, hazardous etc) <i>Paper 100kg, plastic 200kg, hazardous 2000 litres</i>
Direction of waste flows <i>40% landfill, 10% reused, 50% recycled</i>	Annual bills <i>In file</i>	Prevention measures <i>Segregation and monthly spot check</i>	Waste charges per year (€) <i>1,000</i>
Incorrect waste storage areas <i>N/A</i>	Assessment & management <i>Overseen by Operations Manager</i>	Frequency of waste disposal <i>Weekly</i>	Variety of waste streams <i>Paper, plastic, hazardous</i>
Location of waste production & storage <i>West side wall of plant</i>		Reuse of waste <i>10%</i>	

©Heinz Werner Engel

7.0 Storage EcoMap

Draw your site here & highlight areas where there may be problems



WHAT TO LOOK FOR:

- Is there a threat to groundwater in the case of accident?
- Where are your old oil tanks?
- Where is there potential for soil pollution?
- Procedures in case of accidents
- Do storage areas have concrete floors, are they partitioned off? Are they bunded?

Problems are always linked to activities

- Fuel & chemical storage in area without retention system – potential soil pollution
- Refilling of fuel for heating in oil tank risks of spillages, soil & groundwater pollution
- Product delivery – spillages
- Outside storage of drums & bin uncontrolled waste



Requires immediate attention



Requires attention



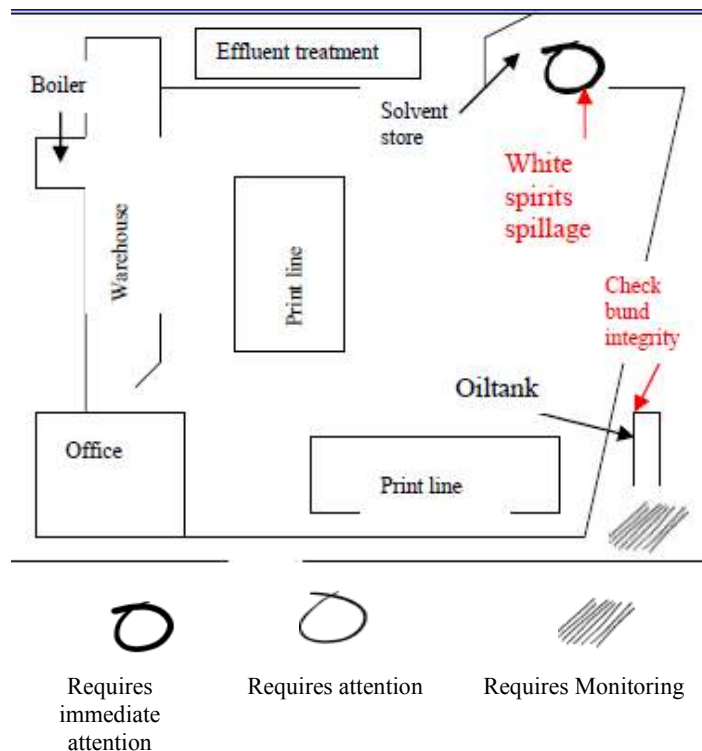
Requires Monitoring

Observe & Locate	Collect Information	Evaluate & Estimate	Indicators & Reporting
Storage areas & rooms	Data safety sheets on products	Analyse condition of old tanks	Watertight surfaces in m ²
Tanks	Layout of tanks	Impermeability of soil	Permanent stock of inflammables & toxic materials in litres
Drums, containers, contaminated pallets etc	Areas of water collection	Condition of storage of hazardous products	Capacity of tanks in litres
Impermeable surfaces	Bund integrity test & security reports	Types of products stored in tanks & drums	Number of leaks incidents per year
Secondary containment		Record of oil & chemical leakages	

©Heinz Werner Engel

Storage EcoMap – Example

Draw your site here & highlight areas where there may be problems



WHAT TO LOOK FOR:

- Is there a threat to groundwater in the case of accident?
- Where are your old oil tanks?
- Where is there potential for soil pollution?
- Procedures in case of accidents
- Do storage areas have concrete floors? Are they partitioned off? Are they bunded?

Problems are always linked to activities

- Fuel & chemical storage in area without retention system – potential soil pollution
- Refilling of fuel for heating in oil tank risks of spillages, soil & groundwater pollution
- Product delivery – spillages
- Outside storage of drums & bin uncontrolled waste

Observe & Locate	Collect Information	Evaluate & Estimate	Indicators & Reporting
Storage areas & rooms <i>Solvent store back of main building</i>	Data safety sheets on products <i>See master file</i>	Analyse condition of old tanks <i>Annual audit</i>	Watertight surfaces in m ² <i>2000</i>
Tanks <i>Fuel oil tank in yard east side of plant</i>	Layout of tanks <i>Yard on east side of plant away from parking area</i>	Impermeability of soil	Permanent stock of inflammables & toxic materials in litres <i>2500 litres</i>
Drums, containers, contaminated pallets etc <i>Waste collection point side gate</i>	Areas of water collection	Condition of storage of hazardous products <i>Solvent store, see inventory Annual audit</i>	Capacity of tanks in ltrs <i>2000 litres – fuel oil 50 litres – solvents see inventory</i>
Impermeable surfaces <i>Concrete surface to boundary fence</i>	Bund integrity test & security reports <i>Annual bund test in file</i>	Types of products stored in tanks & drums <i>Solvents, MEK, White Spirits, Acetone</i>	Number of leaks incidents per year <i>None</i>
Secondary containment <i>None</i>		History of oil & chemical leakages <i>1 leak 28/8/13 – small spillage from split Acetone container. 10 litres cleaned up</i>	

©Heinz Werner Engel

8.0 Energy EcoMap

Draw your site here & highlight areas where there may be problems



WHAT TO LOOK FOR:

- Where are areas of electricity/fuel wastage?
- Compliant electrical installations
- Where do heat losses occur?
- Check compressed air for leaks
- Turn of IT equipment & lights in offices & factory

Problems are always linked to activities

- Lighting of storage rooms - electricity
- Air compressing for pneumatic tools on oversized machinery - electricity
- Open doorways – loss of energy
- Running & maintenance of boilers – electricity/fuel



Requires immediate attention



Requires attention



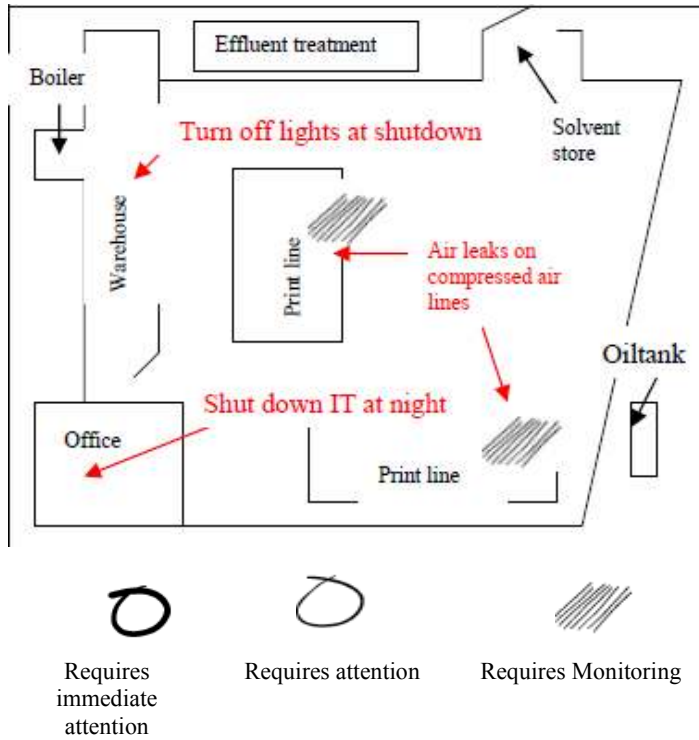
Requires Monitoring

Observe & Locate	Collect Information	Evaluate & Estimate	Indicators & Reporting
Location of heavy machinery	Maintenance certificates for heating systems	Type & use of electricity	Consumption kWh (IT, admin, lights, cooling, heating, process & machinery)
Poor/too much lighting	Technical instruction sheets for machinery	Insulation	Cost of electricity, gas & fuel consumption (€)
Areas of heat loss	Bills	Energy efficiency (good/bad/ok)	
	Audit reports of energy efficiency	Oversize machinery	
		Heating installation efficiency	
		Correct use of equipment & analysis of wastage	

©Heinz Werner Engel

Energy EcoMap – Example

Draw your site here & highlight areas where there may be problems



WHAT TO LOOK FOR:

- Where are areas of electricity/fuel wastage?
- Compliant electrical installations
- Where do heat losses occur?
- Check compressed air for leaks
- Turn off IT equipment & lights in offices factory

Problems are always linked to activities

- Lighting of storage rooms - electricity
- Air compressing for pneumatic tools on oversized machinery - electricity
- Open doorways – loss of energy
- Running & maintenance of boilers – electricity/fuel

Observe & Locate	Collect information	Evaluate & Estimate	Indicators & Reporting
Location of heavy machinery <i>Main assembly plant, east section of plant</i>	Maintenance certificates for heating systems <i>In file</i>	Type & use of electricity <i>Process drives, motors, IT equip, electric heating</i>	Consumption kWh (IT, admin, lights, cooling, heating, process & machinery) <i>850,000</i>
Poor/too much lighting <i>Poor lighting in warehouse</i>	Technical instruction sheets for machinery <i>In file</i>	Insulation <i>Roof</i>	Cost of electricity, gas & fuel consumption (€) <i>100,000</i>
Areas of heat loss <i>Main service doors</i>	Bills <i>In file</i>	Energy efficiency (good/bad/ok) <i>ok</i>	
	Audit reports of energy efficiency <i>SEAI audit in file</i>	Oversize machinery	
		Heating installation efficiency <i>None</i>	
		Correct use of equipment & analysis of wastage <i>BMS control</i>	

©Heinz Werner Engel

9.0 Summary Report

EcoMap	Action	Person Responsible	Date

10.0 Record of Savings

EcoMap	Action	Q ₁ Savings	Q ₂ Savings	Q ₃ Savings	Q ₄ Savings

11.0 MICRO Environmental Report & Declaration

Company Name:

Website:

Address:

Date:

Phone:

Fax:

Contact Person

Email:

EcoMap	Actions	Person Responsible	Date

©Heinz Werner Engel

Completed by: _____

Micro Environmental Report & Declaration (Example)

Company Name:

Website:

Address:

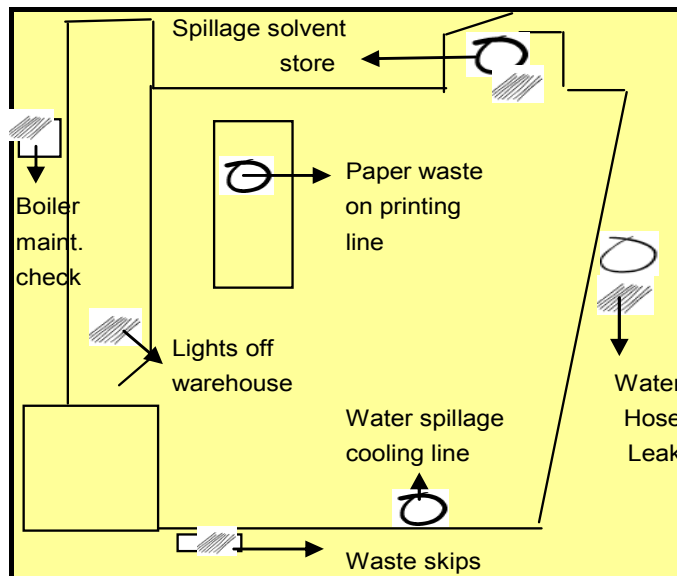
Date:

Phone:

Fax:

Contact Person

Email:



EcoMap	Actions	Person Responsible	Date
Water	Spillage from Cooling Line – leak sourced and repaired	T. Brady	12/6/2011
	Leak waste pipe at rear of premises – leak repaired	M. Hoey	16/8/2011 Check as part of routine audit - ongoing
Energy	Boiler annual maintenance report showed 80% efficiency – Burner jet cleaned	Murphy Boiler Service	10/11/2011
	Warehouse Lights – Check each evening	T Brady	Ongoing
Air	Solvent spillage in Store Room – Rear doors opened to vent, floor cleaned	T. Brady	2/3/2011 Check as part of routine audit – ongoing
Waste	Incorrect materials in Recycle Skip – monitor monthly	A. Lynch	Ongoing

©Heinz Werner Engel

Completed by: _____

12.0 Competitiveness Offers

Green Offer

As part of assisting client companies achieve improved export growth, the Enterprise Ireland Green Offer facilitates the incorporation of sustainable practices into the day-to-day running of the business. This offer is based around building capability within companies to improve environmental best practice under two funding mechanisms:

The **GreenPlus** scheme provides for training based capability building for companies to develop systems and procedures to a level where they can apply for certification to Environmental Management Systems/Energy Management Systems standards.

Technical feasibility study funding can support companies in undertaking environmentally superior product design.

See our website for more detail at <http://www.enterprise-ireland.com/en/funding-supports/Company/Establish-SME-Funding/>

Better environmental performance leads to improved resource efficiency and direct cost savings and can also increase access to customers who are increasingly demanding more environmentally friendly products and services.

For further information on our supports please contact:

Declan White

Competitiveness Department
Dublin
Tel: +353 1 727 2480
Email: declan.white@enterprise-ireland.com

Tom Lowry

Competitiveness Department
Shannon
Tel: +353 61 777045
Email: tom.lowry@enterprise-ireland.com

or

Email: green@enterprise-ireland.com

Lean Offer

Enterprise Ireland's Lean Business Offer is designed to encourage clients to adopt Lean business principles in their organisation to increase performance and competitiveness.

Lean tools and techniques are helping companies across the globe to address competitiveness issues within their businesses by building the capability of their people to identify problems and improve operations.

The Lean Business Offer is not just for manufacturing companies! Software and internationally traded services companies can avail of funding under the Lean Offer to drive improvements and efficiencies in their business.

The Lean Business Offer is made up of three levels of support:

- LeanStart
- LeanPlus
- LeanTransform

Each level of support is characterised by increasing levels of capability in implementing Lean business principles and other best practice approaches to drive company awareness, adoption and integration of Lean tools and techniques.

For further information please contact:

Geraldine Fisk

Competitiveness Department
Dublin
Tel: +353 1 727 2523
Email: geraldine.fisk@enterprise-ireland.com

Ann Butler

Competitiveness Department
Dublin
Tel: +353 1 727 2523
Email: ann.butler@enterprise-ireland.com

Benchmarking Company Competitiveness - Company Health Check (CHC) – Benchmarking for Success

Competitiveness is a measure of a business' ability to survive in the market place. Although a number of external factors can impact on a company's competitiveness position such as oil prices, exchange rates etc, many factors are within the control of the management team and employees. Your competitiveness is dependent on having the right design of products, making them well, selling them efficiently and supporting the customer after the sale. It requires being as effective and as efficient as the best in the world. Many companies use the Enterprise Ireland Company Health Check to identify and prioritise problem areas in their business. Enterprise Ireland can support you to benchmark your company against a database of European companies in your sector by working with you to undertake a Company Health Check (CHC). Following a programme of activities to address issues identified in the Company Health Check, you can repeat the benchmarking process to monitor improvements in performance.

For further information please contact:

Geraldine Fisk/Ann Butler

Competitiveness Department

Dublin

+353 1 727 2523

Email: geraldine.fisk@enterprise-ireland.com/ann.butler@enterprise-ireland.com

Enterprise Ireland Offices

Enterprise Ireland Office Network			
Email contact for Enterprise Ireland staff		firstname.surname@enterprise-ireland.com	
Head Office			
The Plaza, East Point Business Park, Dublin 3 Tel (01) 727 2000 Fax (01) 727 2020			
Regional Network			
Office	Telephone	Fax	Address
National HQ Entrepreneurship & Regional Development			
Shannon	(061) 777 000	(061) 777 001	4500 Atlantic Avenue, Westpark, Shannon, Co. Clare
Dublin/Mid East			
Dublin	(01) 727 2000	(01) 727 2020	The Plaza, East Point Business Park, Dublin 3
Midlands			
Athlone	(090) 648 7100	(090) 648 7101	Auburn, Dublin Road, Athlone, Co. Westmeath
North East			
Dundalk	(042) 935 4400	(042) 935 4401	Finnabair Industrial Park, Dundalk, Co. Louth
North West			
Sligo	(071) 915 9700	(071) 915 9701	Finisklin Business Park, Sligo
Letterkenny	(074) 916 9800	(074) 916 9801	Portland House, Port Road, Letterkenny, Co. Donegal
Mid West			
Shannon	(061) 777 000	(061) 777 001	4500 Atlantic Avenue, Westpark, Shannon, Co. Clare
Tralee	(066) 714 9394	(066) 714 9380	13/14 Denny Street, Tralee, Co. Kerry
South/South East			
Cork	(021) 480 0200	(021) 480 0271	Industry House, Rossa Avenue, Bishopstown, Cork
Waterford	(051) 333 500	(051) 333 501	Waterford Industrial Park, Cork Road, Waterford
West			
Galway	(091) 735 900	(091) 735 902	Mervue Business Park, Mervue, Galway